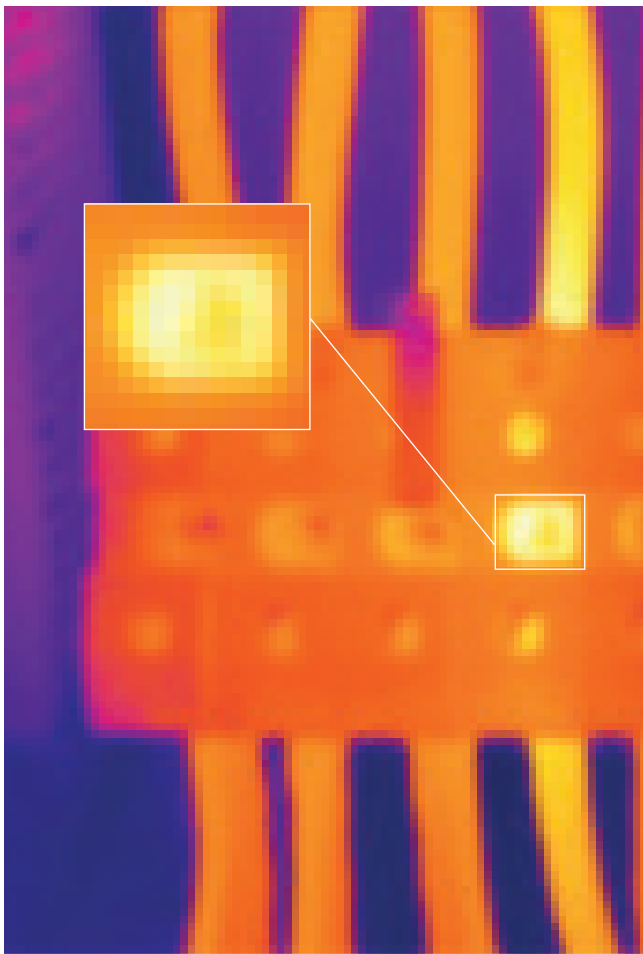



High-resolution thermal images in industrial thermography thanks to Testo SuperResolution.



Standard thermal image



SuperResolution thermal image

**SUPER
RESOLUTION**
4x MORE
MEASUREMENT VALUES

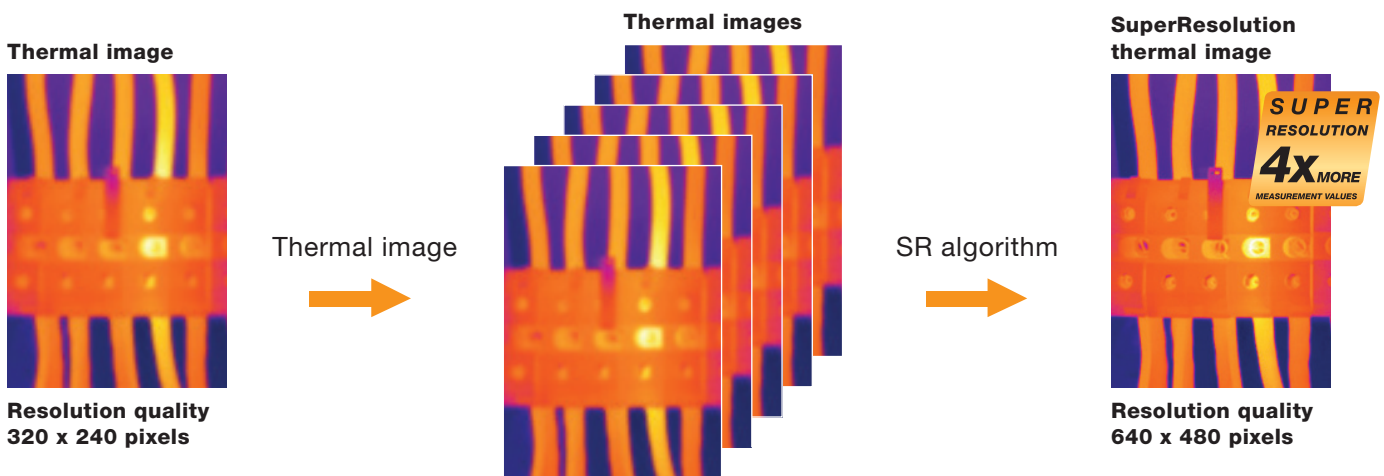

Simply better industrial thermography.

The higher the resolution of your thermal images, the more anomalies you can see. With the revolutionary SuperResolution technology, you improve the image quality of your thermal imager by one class in no time. Four times more

measurement values and a geometric resolution improved by a factor of 1.6 mean for you even more details and even more security in your measurement.

The challenge.

Optimum thermography is basically quite easy: The better the image resolution and the more pixels, the better the attention to detail and the clearer the presentation of the measurement object. And especially when you need to identify the smallest measurement objects or the finest temperature differences in your application, high-resolution image quality is indispensable. Because the more you can see in the thermal image, the better is your analysis.



The solution.

With the SuperResolution technology, you easily improve the image quality of your Testo thermal imagers by one class – by four times more pixels, and a geometric resolution which is improved by a factor of 1.6. For example, 320 x 240 pixels are turned into 640 x 480 pixels at once, or 640 x 480 pixels become 1280 x 960 pixels. How? With a simple software upgrade in your imager. The patent-pending innovation from Testo uses the natural movement of your hand, and records several images, slightly offset to each other, very quickly one after the other. These are then calculated into one image using an algorithm. The result: Four times more measurement values for you, and a considerably better resolution of the thermal image – without your needing to invest in a new thermal imager.

Tested quality

The renowned Fraunhofer Institut has now confirmed in a comprehensive test that thermal imagers with SuperResolution provide clear benefits in thermography. More on the test: www.testo.xxx/XXX

More information.

More information and answers to all your questions concerning thermography with SuperResolution technology at www.testo.com